

---

FY2024 BUDGET SURVEY RESULTS

# Montpelier FY24 Budget Survey Results - Overview

---

**Opened:** November 14<sup>th</sup>, 2022

**Closed:** December 5<sup>th</sup>, 2022

## Open Public Survey

- Created by the City
- Modeled after State of VT survey
- Guest responses allowed
- Did not require ZIP code verification

**Total Responses:** 268

## Questions

1. Are you a Montpelier Resident?
2. Which Government Services are Most Important?
3. Do you support increases in revenue through increased taxes and fees?
4. Do you support the current budgeting of government services in Montpelier?
5. If you have comments or suggestions, you'd like to share please share them here.

# National Community Survey - Overview

---

Opened: June 29<sup>th</sup>, 2022

Closed: August 17<sup>th</sup>, 2022

## Statistically Valid Survey

- Created by Polco

## Invitations sent to 2,800 Randomly Assigned Households

- Responses here do not include responses from the Open Public Survey

Total Responses: 745



THE NCS<sup>™</sup>  
THE NATIONAL COMMUNITY SURVEY<sup>™</sup>

# NCS

## Infrastructure

Please rate the quality of each of the following services in Montpelier.  
(% excellent or good)

Snow removal	71%	Similar
Street lighting	63%	Similar

13

Traffic signal timing	60%	Similar
Traffic enforcement	59%	Similar
Street cleaning	51%	Similar
Sidewalk maintenance	49%	Similar
Bus or transit services	43%	Similar
Street repair	11%	Much lower

# NCS *Housing*

---

Please also rate each of the following in the Montpelier community.  
(% excellent or good)

Preservation of the historical or cultural character of the community	81%	Higher
Overall appearance	77%	Similar
Public places where people want to spend time	66%	Similar
Well-designed neighborhoods	58%	Similar
Overall quality of new development	32%	Lower
Well-planned commercial growth	31%	Similar
Well-planned residential growth	25%	Lower
Variety of housing options	11%	Much lower
Availability of affordable quality housing	7%	Much lower

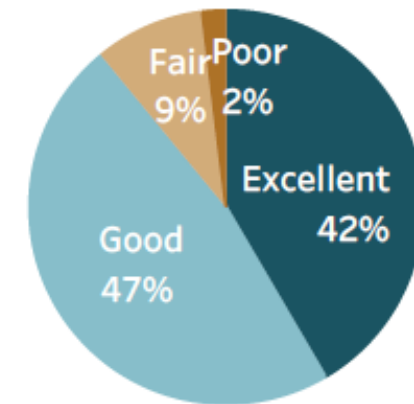
# NCS *Safety*

---

## Safety

Public safety is often the most important task facing local governments. All residents should feel safe and secure in their neighborhoods and in the greater community, and providing robust safety-related services is essential to residents' quality of life.

Overall feeling of safety in Montpelier



Please rate each of the following characteristics as they relate to Montpelier as a whole.  
(% excellent or good)

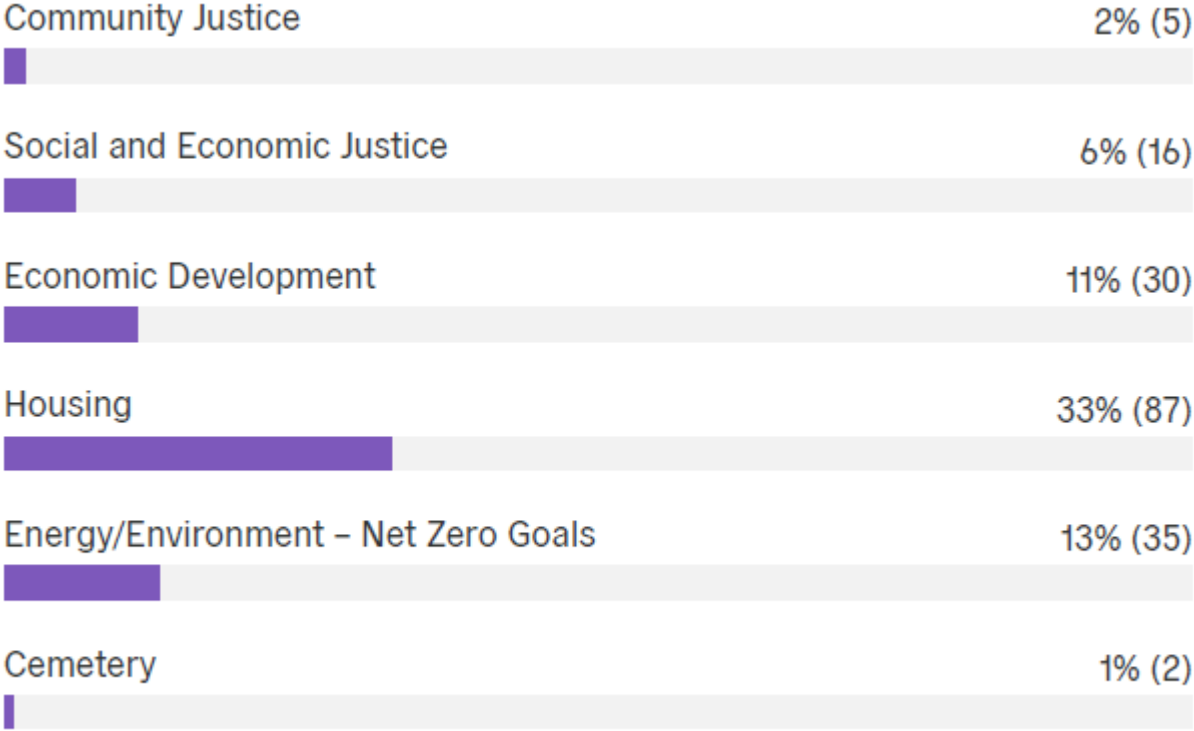
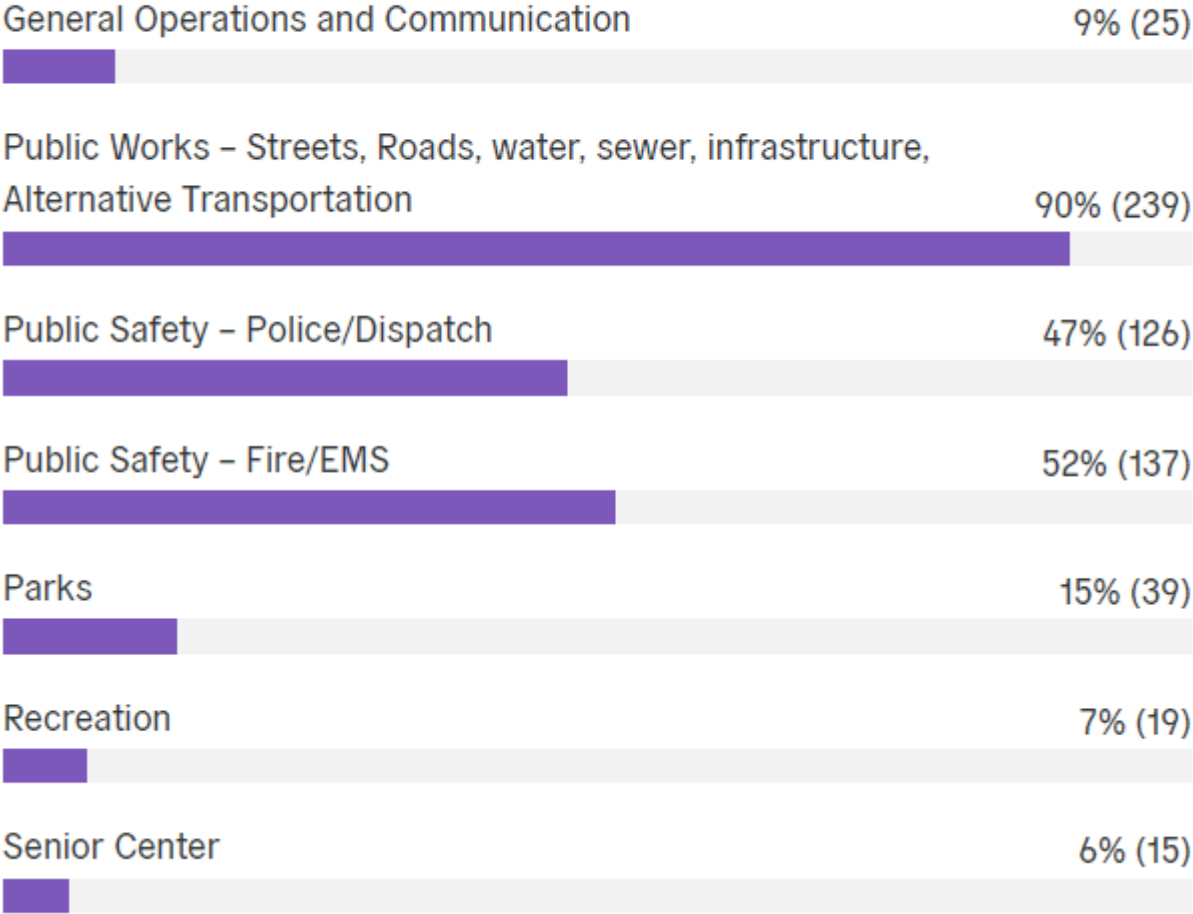
		vs. benchmark*
Overall feeling of safety	89%	Similar

# FY24 Budget Survey Trends

---

## What City Government Services are most important?

Please choose 3.



# Comparing Trends

---

## MONTPELIER FY24 BUDGET SURVEY

### *TOP 3 MOST IMPORTANT GOVERNMENT SERVICES*

1. Public Works – Streets, Roads, water, sewer, infrastructure, Alternative Transportation
2. Public Safety – Fire/EMS & Public Safety – Police/Dispatch
3. Housing

## NATIONAL COMMUNITY SURVEY

### *SINGLE BIGGEST ISSUE < 5 YEARS*

1. Affordable Housing - 39%
2. Infrastructure (roads, water, utilities) – 12%
3. Cost of Living – 12%